



| **Safety** is a  
SIRIUS business

**SIEMENS**

# Everything for your safety

Machines can be dangerous, and employees need to be protected from the associated hazards. At the same time, high system availability should allow the machines to remain cost-efficient. For these reasons, safety in automation technology is always a serious issue. That's why machine builders need simple solutions for safety technology that functions reliably. Siemens offers these solutions with its SIRIUS Safety products.

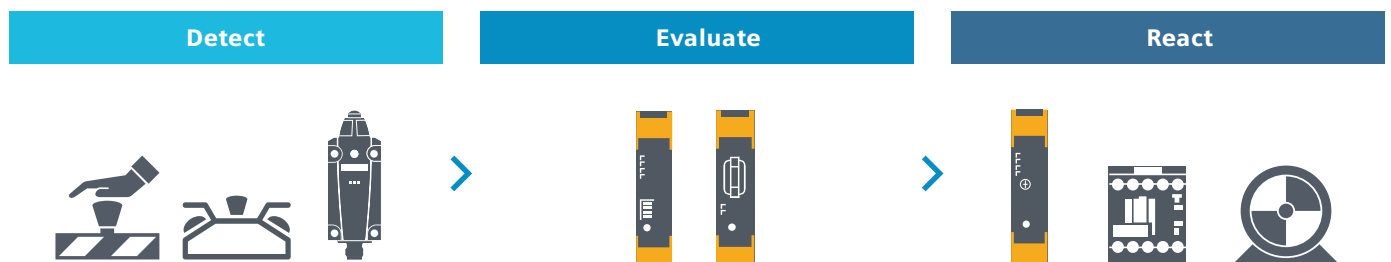


## Detecting, evaluating and reacting – all from a single source

SIRIUS is the industrial switching technology from Siemens – and includes everything you need to easily implement a standardized and economical safety chain for common safety functions: from detecting to evaluating through to reacting.

SIRIUS 3SK plays a key role in this context. Local safety functions can be implemented very easily with the new family of safety relays. The way that they perfectly interact with sensors and actuators makes it possible to set up complete safety chains not only reliably but also in a manner that is

significantly faster, simpler, and more cost-efficient. SIRIUS 3SK safety relays are of course certified according to IEC 62061 (SIL 3) and EN ISO 13849-1 (PLe). All this speaks in favor of switching to the new SIRIUS 3SK safety relays.



# Machine safety has many facets – and is always a case for SIRIUS safety relays.

The slimline SIRIUS 3SK portfolio makes it possible to implement a wide range of safety applications with just a few device variants. Even with the 3SK1, the most common safety functions can be implemented quickly and easily – and more sophisticated ones can be made a reality with the new 3SK2 basic units, whose parameters can be set with software and which can also be connected to higher-level control systems via PROFINET.

The SIRIUS safety relay portfolio offers the optimal solution for every safety application.

**Simple, modular, flexible**



## Hardware advantages at a glance

With SIRIUS 3SK1 safety relays, DIP switches can be used to easily set the parameters for safety functions.

## Software benefits at a glance

SIRIUS 3SK2 safety relays can be used to create sophisticated safety applications using drag and drop. They also simplify commissioning and documentation.

# SIRIUS 3SK1

## flexible and cost-efficient

The SIRIUS 3SK1 safety relays are easy to use and feature variable functionality. They are particularly suitable for safety functions that require only a few sensors and a low number of outputs of the safety relay.

### Benefits at a glance

- A standardized unit: seamless integration of SIRIUS 3RM1 motor starters
- More free space: fewer basic units and main circuit components
- Very compact: narrow mounting width and multifunctionality
- Less wiring: device connector for all devices and infeed system for SIRIUS 3RM1 motor starters



### Simply safe: SIRIUS 3SK1

Flexibility and ease of use in the field: These are the features that set the SIRIUS 3SK1 apart. With the modular product range, each safety application can be implemented quickly, easily, and cost-effectively.



With the 3ZY12 device connectors, safety functions with several sensors and actuators can be quickly set up with the basic units 3SK1 Advanced or 3SK2. This reduces wiring requirements and prevents errors.

# Expansions for SIRIUS 3SK1

## Output expansion

### Simply safe: SIRIUS 3RM1 fail-safe

Previously, the devices from the main circuit and the control circuit had to be installed separately and wired together in a complex process. SIRIUS 3SK brings these together for the first time. The fail-safe SIRIUS 3RM1 motor starters can now be seamlessly integrated into the control circuit using device connectors. That means you can safely switch motors up to 3 kW in the 3SK system. The fail-safe SIRIUS 3RM1 is available as a direct and reversing starter. In combination with the safety relays, it not only safely switches off motors but also protects the motors against overload. It also uses low-wear and energy-efficient hybrid switching technology.

### Simply more outputs:

#### SIRIUS 3SK1 RO

You need more outputs on the basic unit? Then extend the basic unit with 3RO and 4RO contact expansions. These have three or four relay outputs for switching currents of up to 5 or 10 A.

### Simply connect: SIRIUS 3RQ1

Do you only need an isolated coupling between your 3SK assembly and your application? Then the positively driven 3RQ1 coupling relays are the right choice. They can be connected to the 3SK system without problems using the device connectors and make coupling with your application easy.

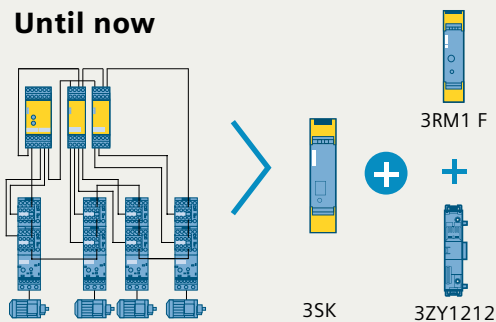
## Benefits at a glance

- Reduces the number of devices needed
- Reduces the amount of wiring – thus minimizing the potential for error
- Creates more space in the control cabinet

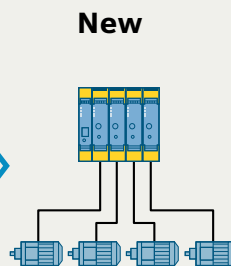


SIRIUS 3RM1 fail-safe motor starter and output expansion

## Until now



## New



## Input expansion

### Simply extended: SIRIUS 3SK1 2 DI

You need more than one sensor? Then simply do without basic units in the 3SK1 Advanced device series. Instead of additional basic units, you only need an input expansion. This is simply plugged into the basic unit with the device connectors 3ZY12.

### Simply supplied with power:

#### SIRIUS 3SK1 power supply

The 24 V power supply provides voltage to 3SK1 setups with up to six components – whether basic units or input or output expansions. It covers all of the world's common control voltages from 110 to 240 V AC/DC. That means the safety relays can easily be used internationally.



Input expansion and 24 V power supply

# SIRIUS 3SK2

## powerful and multifunctional

Despite their narrow mounting width, the 3SK2 safety relays feature a large number of inputs and outputs. They can thus be used to simply and efficiently implement demanding safety applications with several independent safety functions.

### Simply advanced: SIRIUS 3SK2

SIRIUS 3SK2 safety relays are the logical further development of 3SK1 – and the first choice for more demanding safety applications.

- Maximum functionality in minimum space
- Wide range of inputs and outputs with narrow mounting widths
- Selective tripping by independent outputs
- Highly flexible: parameters can be set with simple software
- Greater cost-effectiveness and modularity: expandable with 3SK1 output expansions via device connectors (reduced wiring requirements)
- Individually selectable time functions
- Standardized unit: seamless integration of SIRIUS 3RM1 motor starters using device connectors
- Connection to PROFINET and PROFIBUS for easy setting of parameters, connection to the control level and for diagnostics.



### Simple and convenient: SIRIUS Safety ES TIA

Want to set parameters for sophisticated safety functions but lack the programming knowledge? With the SIRIUS Safety ES TIA engineering software, parameterization is carried out simply using drag and drop, with prefabricated and certified modules. In addition, logic and safety applications are easy to implement. And at the same time, you can enjoy all the benefits of the TIA Portal, such as engineering several devices or entire systems in a single TIA project. That saves you the need to input recurring entries and settings multiple times. Using the library function you can save

applications or parts of applications you need to access repeatedly, and import them directly from there into the relevant device configuration.



> Download the Basic Version of SIRIUS Safety ES TIA free of charge from: <https://support.industry.siemens.com/cs/ww/en/view/109793090>



### Benefits at a glance

- Parameters easily set using drag and drop
- Comprehensive user support for configuration, commissioning, and documentation through consistency checks, online diagnostics, forcing, and configuration documentation
- Seamless engineering thanks to integration into the TIA Portal

### Simply clever: simulate applications offline

With the free 3SK2 Simulator, you can get to know the full scope of functions of 3SK2 with ready-made applications and create and test configurations in advance, allowing you to easily find the right device for your application. This results in significant time and cost savings in engineering, since no actual components are required and the applications can be adapted quickly and easily.



### Fast on-site diagnostics and more

With the 3SK2 diagnostic display, you can quickly and easily determine the causes of faults and system states without any programming. Moreover, configuration information can be displayed for validation purposes. In addition, the 3SK2 diagnostic display offers the option of storing up to two complete configurations – when devices are being replaced or for easy replication and setting of parameters.

> Download 3SK2 Simulator here:  
<https://support.industry.siemens.com/cs/ww/en/view/109763750>







# Safety is a SIRIUS business: More than just evaluation

The products of the SIRIUS Safety portfolio are part of Safety Integrated. The resulting advantage for users is enormous, because everything fits together here.

## Products

### **ET 200SP motor starter** **Switching motors –** **safety integrated**

The SIMATIC ET 200SP decentralized I/O system stands for innovative and highly flexible switchgear control. With the Safety variant of the ET 200SP motor starter up to 5.5 kW, safety is always integrated. Whether controlling or switching, starting or monitoring, you can rely on ET 200SP. Thanks to its high-performance and compact design, you save even more space in the control cabinet and benefit from versatile functionality in the control of your system.



### **3SE position and safety switches** **Detecting hazards –** **absolutely reliably**

SIRIUS sensing devices precisely detect motion sequences around machines and systems in almost any application. Whether for position detection, motion limitation of certain machine parts, or in safety circuits: Our sensing devices have command over the large variety of information in the field, even under the harshest conditions. For seamless monitoring, we also offer a comprehensive range of non-contact sensors.



### **SIRIUS ACT with PROFINET** **Connecting an emergency stop to** **the control system – more efficient** **than ever before**

When it comes to communication, SIRIUS ACT performs exceptionally: In addition to the standard wiring, you can also connect the command and signaling devices (e.g., the emergency stop control device) directly to the control system – in the field or control cabinet, via PROFINET or PROFIsafe. This reduces your wiring effort, thus minimizing sources of error. In addition, you gain more flexibility when it comes to changes.



### **3TK2810 speed and standstill** **monitors** **Monitoring motors**

SIRIUS 3TK2810 carries out continuous standstill and speed monitoring in machines and systems. Using simple parameterization and constant diagnostics, troubleshooting can be carried out quickly at any time – often before any associated system standstill has occurred.



## Services & Support

### **Safety Evaluation Tool** **Checking safety engineering – online**

The Safety Evaluation Tool for standards IEC 62061 and ISO 13849-1 takes you directly to your goal. This TÜV-approved online tool helps you to quickly and reliably evaluate the safety functions of your machine.



### **Training** **Continuing education – from** **trainers with first-hand knowledge**

Siemens offers you a comprehensive range of training courses – from basic knowledge to expert know-how in functional safety.



### **Safety application manual S.I.A.M.** **Know-how for building applications**

Using simple wiring examples, S.I.A.M. provides you with insight into the fundamental safety requirements in the production industry.

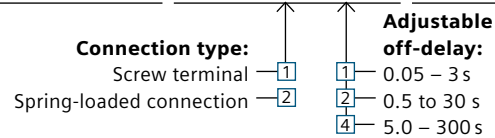


# Selection and ordering data

## SIRIUS 3SK1 Standard and Advanced

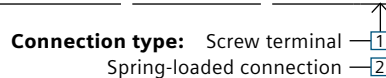
### SIRIUS 3SK2 basic unit

	Inputs	Outputs	Delayed	Voltage	Item number	Optional device connector
<b>SIRIUS 3SK1 Standard</b>	2 F-DI	3 F-RQ	–	110 – 240 V AC/DC	3SK1111-□AW20	–
	2 F-DI	3 F-RQ	–	24 V AC/DC	3SK1111-□AB30	–
	3 F-DI	2 F-DQ	–	24 V DC	3SK1112-□BB40	–
<b>SIRIUS 3SK1 Advanced</b>	3 F-DI	3 F-RQ	–	24 V DC	3SK1121-□AB40	3ZY1212-2BA00 or 3ZY1212-2DA00
	3 F-DI	2 F-RQ	2 F-RQ		3SK1121-□CB4□	
	3 F-DI	1 F-DQ	–		3SK1120-□AB40	3ZY1212-1BA00
	3 F-DI	3 F-DQ	–		3SK1122-□AB40	3ZY1212-2BA00 or 3ZY1212-2DA00
	3 F-DI	2 F-DQ	2 F-DQ		3SK1122-□CB4□	
<b>SIRIUS 3SK2 basic unit</b>	10 F-DI	2 F-DQ	Individual time functions	24 V DC	3SK2112-□AA10	ZY1212-2GA00
	20 F-DI	4 F-DQ			3SK2122-□AA10	3ZY1212-4GA01



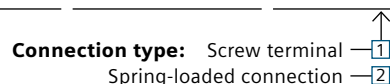
## SIRIUS 3RQ1 coupling relays

Rated control supply voltage $U_s$	Operating range for rated control supply voltage	W x H x D	Contact type	Safety level	Item number	Optional device connector
24 V DC	0.8 ... 1.1	17.5 x 90 x 120 mm	1 NO contact, 1 NC contact	SIL 2 / PL c	3RQ1000-□EB00	3ZY1212-1BA00 or 3ZY1212-1DA00
		17.5 x 90 x 120 mm	2 NO contacts, 1 NC contact	SIL 2 / PL c	3RQ1000-□GB00	
		22.5 x 90 x 120 mm	2 NO contacts, 2 NC contacts	SIL 2 / PL c	3RQ1000-□HB00	3ZY1212-2BA00 or 3ZY1212-2DA00
		22.5 x 90 x 120 mm	4 NO contacts, 1 NC contact	SIL 2 / PL c	3RQ1000-□LB00	
		17.5 x 90 x 120 mm	1 NO contact, 1 NC contact	SIL 3 / PL e	3RQ1200-□EB00	3ZY1212-1BA00 or 3ZY1212-1DA00



## Accessories for SIRIUS 3SK series

SIRIUS 3SK	Inputs	Outputs	Voltage	Item number	Optional device connector	3SK1 Standard	3SK1 Advanced	3SK2
<b>Sensor expansion</b>	2 F-DI	–	–	3SK1220-□AB40	3ZY1212-1BA00	–	yes	–
<b>Output expansion</b>	–	4 F-RQ with 5 A	24 V AC	3SK1211-□BB00	–			
			24 V DC	3SK1211-□BB40	ZY1212-2BA00 or 3ZY1212-2DA00			
			110 – 240 V AC/DC	3SK1211-□BW20	–	yes	yes*	yes*
	–	3 F-RQ with 10 A	24 V DC	3SK1213-□AB40	3ZY1212-0FA01			
			115 V AC	3SK1213-□AJ20				
			230 V AC	3SK1213-□AL20	–			
<b>Sensor expansion</b>	–	–	110 – 240 V AC/DC	3SK1230-□AW20	3ZY1212-2BA00	hard-wired	yes	–



\* Only 24 V DC devices

## Motorstarter SIRIUS 3RM1 Failsafe

Setting range for electronic overload release	Voltage	Direct starter Item number	Reversing starter Item number	Optional device connector
0.1 ... 0.5 A	24 V DC	3RM1101-□AA04	3RM1301-□AA04	3ZY1212-2EA00 or 3ZY1212-2FA00
0.4 ... 2.0 A		3RM1102-□AA04	3RM1302-□AA04	
1.6 ... 7.0 A		3RM1107-□AA04	3RM1307-□AA04	

**Connection type:** Screw terminal — 1  
 Spring-loaded connection — 2  
 Screw terminal for main circuit and  
 spring-loaded connection for control circuit — 3

## Diagnostic display for 3SK2

		Item number
<b>Diagnostics display</b>		3SK2611-3AA00
<b>Connection cable</b>	1 m	3UF7937-0BA00-0
	2.5 m	3UF7933-0BA00-0

## Software and accessories for 3SK2

	Item number
<b>SIRIUS Safety ES TIA</b>	3ZS1326-2C*10-0Y*5
<b>USB-PC-Kabel</b>	3UF7941-0AA00-0
<b>Memory module</b>	3RK3931-0AA00

## Safety ES V17 license variants

<b>Software (DVD) + License Key (USB Stick)</b>	3ZS1326-2CC10-0YA5
<b>Software and License Key Download</b>	3ZS1326-2CE10-0YB5
<b>Upgrade for SIRIUS Safety ES</b>	3ZS1326-2CE10-0YE5

› [www.siemens.com/sirius/support](http://www.siemens.com/sirius/support)

## Starter Kits

	Item number
<b>SIRIUS 3SK2 basic unit (10 F-DI/2 F-DQ) + USB cable for PC</b>	3SK2941-2AA11
<b>SIRIUS 3SK2 basic unit (20 F-DI/4 F-DQ) + SIRIUS 3SK25 PN Interface + SIRIUS Safety ES TIA Professional</b>	3SK2942-2AA11

## Communication modules for 3SK2

		Item number
<b>DP interface</b>	–	3RK3511-□BA10 ←
<b>PROFINET interface</b>	–	3SK2511-□FA10 ←
<b>Connection cable</b>	2.5 cm	3UF7930-0AA00-0

**Connection type:** Screw terminal — 1  
 Spring-loaded connection — 2

**Published by  
Siemens AG**

Smart Infrastructure  
Electrical Products  
Werner-von-Siemens-Str. 48–50  
92224 Amberg, Germany

**For the U.S. published by  
Siemens Industry Inc.**

100 Technology Drive  
Alpharetta, GA 30005  
United States

Article No.: SIEP-B10102-00-7600 (effective 06/2021)

Subject to changes and errors. The information given in this document only contains general, non-comprehensive descriptions and/or performance features which may not always specifically or completely reflect those described, is used for noncommittally information purpose or which may undergo modification in the course of further development of the products. The requested performance features are binding only when they are expressly agreed upon in the concluded contract. Therefore, neither warranties nor guarantees for the accuracy, completeness or topicality of the given information shall be assumed and this document does not constitute consultancy on correct application and implementation of the given standards.

All product designations may be trademarks or product names of Siemens AG or other companies whose use by third parties for their own purposes could violate the rights of the owners.

© Siemens 2021

Learn more:  
**[siemens.com/safety-relays](https://www.siemens.com/safety-relays)**

Play it safe with SIRIUS safety relays:

Discover the flexible ways to use them. Find out for yourself how easy it is to set parameters. Easily implement efficient and economical safety chains throughout your installations.



Follow us on:  
**[twitter.com/siemensindustry](https://twitter.com/siemensindustry)**  
**[youtube.com/siemens](https://youtube.com/siemens)**